


# Quaver

open score for chamber ensemble

*Dedicated to Scott Wilson*

Jordan Nobles



# Quaver

open score for chamber ensemble

Jordan Nobles


## ABOUT THE PIECE

*Quaver* was written for **Ensemble Symposium** and premiered by them on January 23<sup>rd</sup>, 1997 in Burnaby, BC.

## PERFORMANCE NOTES

- *Quaver* is made of numerous cells with eighth note pulses which are to be repeated for 5-10 seconds before moving on to a new one.
- each cell should start as quiet as possible, crescendo to *mf*, and then fade out to as quiet as possible.

For example Cell #1



Should sound like:



- cells can be played in any octave.
- players play in time with each other but can move to the next cells independently, making decisions on the spot about what cell to play and in what octave.
- cells should be played in order but some may be skipped if desired.
- musicians can switch to their next cell whenever they finish one but should not venture more than 5 or 6 cells beyond the last player.
- two players playing the same cell at the same time need not line up exactly; in fact they should try to be out of phase with each other.
- there should be no accents other than those indicated and a slight one at the beginning of each cell.
- when there are two notes at once single line instruments can pick whichever note to play but it must be consistent throughout all repeats.
- at the final cell (#62) musicians can either drop out or repeat the cell, fading in and fading out in different octaves until the last player has reached the end.

# Quaver






open score for 4 or more instruments


Jordan Nobles





Driving ♩ = 200+



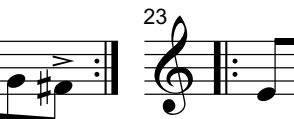

Repeat each cell for 5-10 seconds, in any octave

1  2  3  4  5   
*mf* *mf* continue dynamic swells

6  7  8  9  10   
continue legato

11  12  13  14  15 

16  17  18  19  20 

21  22  23  24 

25  26  27  28 

29 30 31 32

33 *Staccato* 34 35 36 37   
*continue staccato*

38 39 40 41 42

43 44 45 46 47

48 *Legato* 49 50 51 52   
*continue legato*

53 54 55 56 57

58 59 60 61 62

Repeat final cell (#62) in different octaves until all instruments arrive, then drop out individually.






# Quaver

open score for 4 or more instruments

Jordan Nobles

Driving ♩ = 200+

Repeat each cell for 5-10 seconds, in any octave

1  2  3  4  5 

*mf*

*mf*



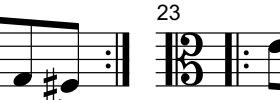

*continue dynamic swells*


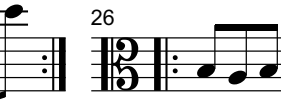
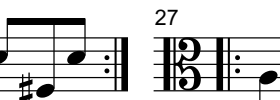

6  7  8  9  10 

*continue legato*

11  12  13  14  15 

16  17  18  19  20 

21  22  23  24 

25  26  27  28 

29 30 31 32

33 34 35 36 37

*continue staccato*

38 39 40 41 42

43 44 45 46 47

48 49 50 51 52

*continue legato*

53 54 55 56 57

58 59 60 61 62

Repeat final cell (#62) in different octaves until all instruments arrive, then drop out individually.

# Quaver

open score for 4 or more instruments

Jordan Nobles

Driving ♩ = 200+

Repeat each cell for 5-10 seconds, in any octave

1 2 3 4 5

*mf* *mf* continue dynamic swells

6 7 8 9 10

continue legato

11 12 13 14 15

16 17 18 19 20

21 22 23 24

25 26 27 28

29 30 31 32

33 34 35 36 37

*continue staccato*

38 39 40 41 42

43 44 45 46 47

48 49 50 51 52

*continue legato*

53 54 55 56 57

58 59 60 61 62

Repeat final cell (#62) in different octaves until all instruments arrive, then drop out individually.






# Quaver






open score for 4 or more instruments






Jordan Nobles

Driving ♩ = 200+



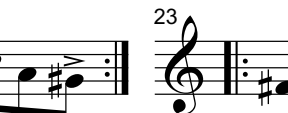

Repeat each cell for 5-10 seconds, in any octave


1  2  3  4  5   
*mf* *mf* continue dynamic swells

6  7  8  9  10   
continue legato

11  12  13  14  15 

16  17  18  19  20 

21  22  23  24 

25  26  27  28 

29 30 31 32

33 34 35 36 37

*Staccato*

*continue staccato*

38 39 40 41 42

43 44 45 46 47

48 49 50 51 52

*Legato*

*continue legato*

53 54 55 56 57

58 59 60 61 62

Repeat final cell (#62) in different octaves until all instruments arrive, then drop out individually.






# Quaver

open score for 4 or more instruments






Jordan Nobles

Driving  $\text{♩} = 200+$






Repeat each cell for 5-10 seconds, in any octave

1  2  3  4  5 



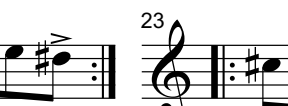

*mf* *mf* continue dynamic swells





6  7  8  9  10 

continue legato

11  12  13  14  15 

16  17  18  19  20 

21  22  23  24 

25  26  27  28 

29 30 31 32

33 34 35 36 37

*continue staccato*

38 39 40 41

43 44 45 46

48 49 50 51

*continue legato*

53 54 55 56

58 59 60 61

Repeat final cell (#62) in different octaves until all instruments arrive, then drop out individually.

# Quaver

open score for 4 or more instruments






Jordan Nobles

Driving ♩ = 200+






Repeat each cell for 5-10 seconds, in any octave


1  2  3  4  5 



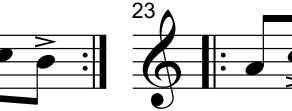
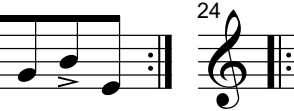
*mf* *mf* continue dynamic swells





6  7  8  9  10 

continue legato

11  12  13  14  15 

16  17  18  19  20 

21  22  23  24 

25  26  27  28 

29 30 31 32

33 34 35 36 37   
*Staccato*  
*continue staccato*

38 39 40 41 42

43 44 45 46 47

48 49 50 51 52   
*Legato*  
*continue legato*

53 54 55 56 57

58 59 60 61 62

Repeat final cell (#62) in different octaves until all instruments arrive, then drop out individually.